

www.powerplus.us



OVER 
48
YEARS OF TRUST

International Division

POWERPLUS GROUP PTE. LTD.
Powerplus Building
39 Ubi Crescent, Singapore 408587
Tel: (65) 63399333
Fax: (65) 63399933
Email: enquiry@powerplus.us

Research & Development Facility

POWERPLUS GROUP INC., U.S.A.
2130 N. Arrowhead Avenue,
San Bernardino, CA 92405, USA
Tel: (1) 909 300 3333
Fax: (1) 909 323 3333
Email: hq@powerplus.us

Distributed By:



WHEEL LOADER

PP938T-VI • PP966T-VI • PP968T-VI • PP973T-VI • PP980T-VI

POWERPLUS is the registered TM of POWERPLUS GROUP INC., USA
in the United States of America & Worldwide

All rights of manufacturer and of this book reserved. Unauthorized duplication is a violation of application law.

CORPORATE OVERVIEW

POWERPLUS GROUP INC., USA, a leading global manufacturer of a comprehensive range of construction equipment, is part of Worldwide Techno-Equipment Group (1973) Pte Ltd. Established since 1973, POWERPLUS GROUP has evolved into a world-renowned organization that offers machinery unparalleled in price, quality and performance.

POWERPLUS machinery is manufactured with enhanced capacities to exceed even the most stringent international standards of quality and safety. With the aim of producing machinery that is able to withstand even the most extreme climatic conditions and rugged terrains, POWERPLUS Research & Development team which has its Headquarters in the United States, has been the backbone behind all its innovative engineering solutions.

Optimizing the best of technology from the United States, Europe and Japan, POWERPLUS machinery is configured to its ideal technical capabilities. A multinational team of engineers analyzes the data collected from our network of distributors worldwide and are on the constant lookout for ways to maximize the life-span of POWERPLUS machinery.

Today the Company's clientele spans over 100 countries across 6 continents.

At the forefront of setting quality standards, every POWERPLUS machine undergoes a technical review after 2 years and is tested rigorously before a new model is churned out of its production facility.

With an emphasis on delivering value and excellent after-sales service to our customers, the POWERPLUS experience outshines and outclasses its competitors in all aspects.



VALUE-ADDED MACHINES WITH MAXIMIZED DURABILITY

When it comes to moving material, nothing gets the job done like a POWERPLUS Wheel Loader. No matter what your project, these rugged, high-performance machines are the fast, efficient way to get more work done. Delivering solid performance, coupled with its distinct emotive design and high grade ergonomic interior, POWERPLUS Wheel Loaders are a class of its own.

CONDUCTIVE WORKING ENVIRONMENT FOR OPERATOR'S COMFORT AND INCREASED PRODUCTIVITY

- Full wrap-around glass cabin for 360° operational view for precise execution of works.
- Ergonomic cabin with personalized amenities includes POWERPLUS adjustable suspension seat, MP3 player and air-conditioning.
- Pilot joystick control and transmission wrist speed control for ease of operation.
- Noise and shock reduction cabin with ROPS/FOPS for reduced operator's fatigue and increased safety.



PERKS FOR END-USERS

- POWERPLUS Wheel Loaders offer an extensive range of bucket capacities from 1.0m³ to 4.5m³.
- Reinforced chassis design to withstand the roughest terrains and extreme climatic conditions.
- Newly designed engine cover for better access to the engine bay for easy maintenance.
- Wide range of attachments to perform different applications.
- High levels of customizations can be made to suit the requirements of end-users from various industries.



MINIMIZED ENVIRONMENTAL IMPACT

- Wheel Loader manufactured according to international safety and environmental standards.
- Perfectly matched powertrain and drivetrain systems achieve low fuel consumption.
- Higher emission standards to minimize environmental pollution.
- Up to 90% of recyclable and bio-degradable parts.



OPERATIONS

- Hydraulic steering allows for precise positioning and easy driving
- Pilot joystick control for single hand operation
- Electronic ZF gearbox comes with wrist speed control for easy shifting through the gears
- Ergonomically designed air-conditioned cabin reduces external noises and vibrations
- POWERPLUS suspension seat

ACCESSORIES

- Newly designed rear engine cover for best heat dissipation and ease of maintenance
- MP3 player with stereo speakers
- LED working lights
- Beacon lights
- Reverse signal
- Rear-view camera (Optional)

POWERTRAIN

- Engine options include CAT(L), CUMMINS, DEUTZ
- Reduced environmental impact and carbon footprint
- Transmission comes in both mechanical and hydrostatic / electronic types
- Careful selection of axles to achieve optimal power to weight ratio



BUCKET AND ATTACHMENTS


- Bucket types and sizes can be customized to suit different applications
- Italian technology heat treatment bucket teeth and wear plates
- Wide range of attachments can be fitted on and quickly interchanged with a quick coupler

ELECTRONICS

- Electronically-controlled boom height limiter
- VARTA battery

CHASSIS

- Reinforced articulated chassis designed to withstand the roughest terrains and extreme climatic conditions
- Driveshaft positioned within the chassis to prevent damage from impact against foreign objects



HYDRAULICS

- Equipped with high quality hydraulic pumps
- Option of hydraulic piston pump available for selected models

TIRES


- Option of nylon, radial and solid tires available

*Illustration and statements made are based on standard operations which include optional specifications and attachments.

POWERPLUS ENGINE

The ideally-matched, POWERPLUS powertrain system has been built and refined over the years to work together in perfect harmony, ensuring optimized performance. POWERPLUS offers an option of CAT(L), CUMMINS, DEUTZ engines to match the different market requirements across the globe.

These world-renowned OEM brands enjoy international warranty to minimize downtime and maximize productivity. Spare parts are also easily available.

**AXLES AND BRAKES**

POWERPLUS has incorporated the best axles available in the market adopting CAT technology into our range of Wheel Loaders. With the most efficient gear ratios, it has been tested and proven to be safe and reliable over the years.

Safety is of utmost importance when these Wheel Loaders are carrying heavy loads and maneuvering around the job sites. Our technical department has bolstered up the braking force by installing a dual brake booster system and additional calipers on the rear brake discs.

*Optional Meritor wet brake axles are also available.

POWERPLUS TRANSMISSION

POWERPLUS Wheel Loaders can be equipped with a variety of transmissions from the mechanical to electronic type and even automatic gearboxes. While the mechanical gearbox is easier to service and repair, all electronic transmissions come with wrist speed control which allow operators to change directions and run through the gears at the flick of their wrists.

Our range of large-sized wheel loaders, come equipped with ZF electronic transmission. The automatic powershift transmission has been optimized for application in wheel loaders. Due to the vertical arrangement of spur gear ratios, the axle differential can be integrated into the housing.

ADVANTAGES OF ZF GEARBOX

- Superior technology
- Easy and convenient handling
- Cost savings through compact modular design
- Prevention of meshing errors through extremely short shafts
- Low noise emission due to helical and high contact toothing
- Connection possibility for electronic driveline management



HYDRAULICS

Created for the customer who requires reliability and high production in earth moving projects, POWERPLUS Wheel Loaders are assembled with an advanced hydraulic system to deliver a smoother operation.

Through the use of high quality hoses, you can be assured of their ability to withstand very high pressures even during the toughest operations. Every hose is tried and tested at our factories after the fittings, couplers and adaptors have been installed.

*Piston pumps are also available as an option.

CHASSIS

The POWERPLUS Wheel Loader chassis is constructed through the use of high grade Q345B steel. They are welded together through robotic systems supervised by our team of highly-skilled welders to ensure the quality and consistency of our machines.

By reinforcing our chassis, POWERPLUS Wheel Loaders achieve a high operating weight which results in better stability when loading heavy material. Our engineers have relocated the fuel and hydraulic tanks from both sides of the chassis and placed them at the counterweight. This change has allowed for a higher ground clearance and enables POWERPLUS Wheel Loaders to overcome the most rugged of terrains.



OPERATOR'S COMFORT

POWERPLUS ergonomically designed air-conditioned cabin features a fully enclosed glass to improve visibility in all directions. Sophisticated design solutions simplify the operator's everyday work with a pilot joystick control, wrist speed control and a well-designed VDO instrument panel.

Higher levels of operator comfort helps you work more efficiently and increases productivity. The all-new POWERPLUS Wheel Loader is designed to get the job done faster and keeps you working comfortably.

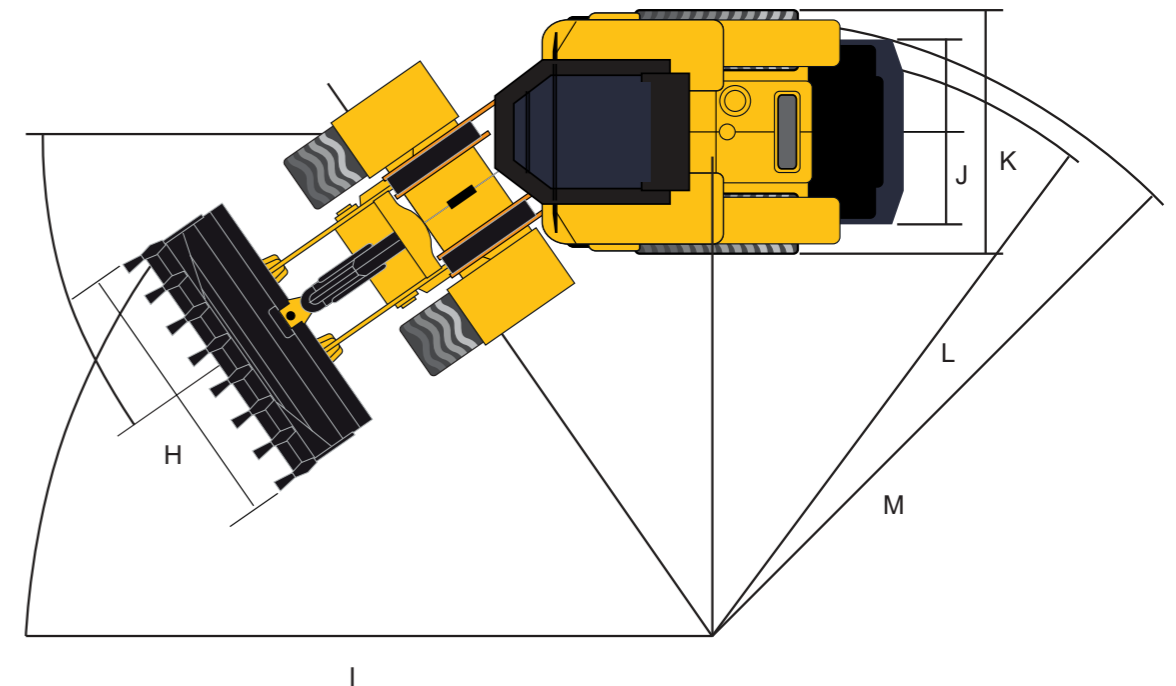
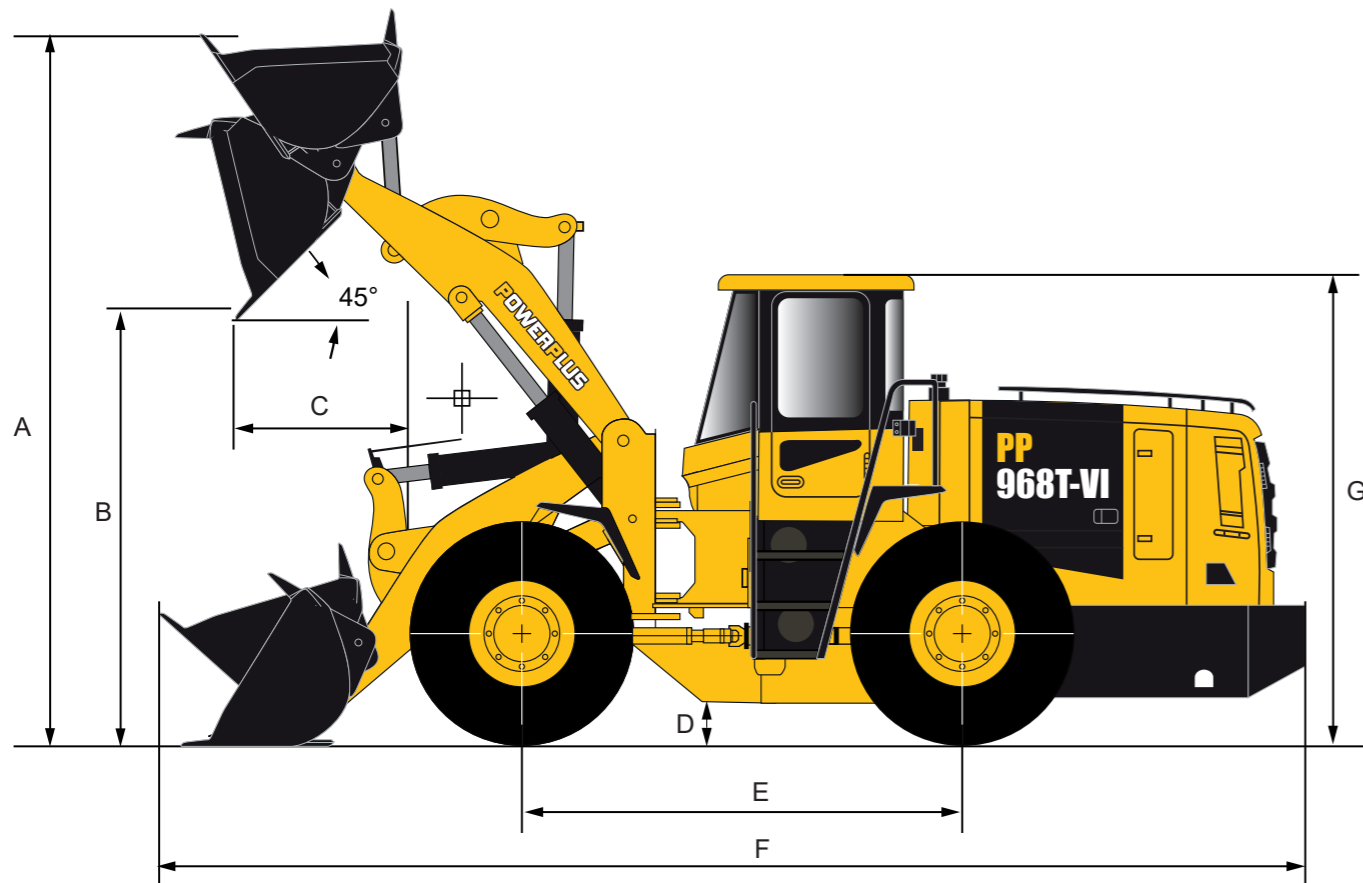


EASY ACCESSIBILITY

A newly redesigned rear engine cover boasts of a lockable 5-door entry point for ease of access to the engine bay for service and maintenance. It also offers better heat dissipation through the incorporation of wire mesh on the pneumatically actuated doors.

The choice of high quality steel over fibre-glass for the fabrication of the engine cover is due to its durability. It has the ability to last throughout the machine's 10-15 years lifespan.





DIMENSIONS			PP938T-VI	PP966T-VI	PP968T-VI	PP973T-VI	PP980T-VI
A	Lifting Height	mm	4719	5027	5027	5027	5600
B	Dumping Height	mm	2934	3136	3136	3136	3325
C	Dumping Reach	mm	1043	1171	1121	1121	1433
D	Minimum Ground Clearance	mm	360	450	450	450	498
E	Wheel Base	mm	2750	3100	3300	3300	3300
F	Overall Length	mm	6983	8020	8390	8390	8714
G	Overall Height	mm	3136	3450	3450	3450	3550
H	Bucket Length	mm	2430	2946	2946	2946	3048
I	Turning Radius	mm	5913	6680	6800	6800	7100
J	Width (Tread Center)	mm	1855	2200	2200	2200	2300
K	Width (Over Tires)	mm	2462	2800	2800	2800	2897
L	Turning Radius (Outside Of Bucket)	mm	5137	5670	5892	5892	5940
M	Turning Radius (Outside Of Tires)	mm	5362	5970	6192	6192	6240

WHEEL LOADER		PP938T-VI		PP966T-VI		PP968T-VI		PP973T-VI		PP980T-VI	
Operation Weight	kg	10500		16500		17300		17300		19500	
Rated Load	kg	3000		5500		5500		5750		6500	
Bucket Heaped Capacity	m³	1.7 / 2.0 / 2.5		2.2 / 3.1 / 4.3		2.2 / 3.3 / 4.3		2.2 / 3.5 / 4.3		3.0 / 3.8 / 5.0	
ENGINE											
Model		WEICHAI WP6G125E22 / CUMMINS 6BT5.9-C130		WEICHAI WD10G220E23		SC11CB220 (CAT 3306B TECH) / CUMMINS 6LTAA9.3		SC11CB220 (CAT 3306B TECH) / CUMMINS 6LTAA9.3		SC11CB240 (CAT 3306B TECH)	
Rated Power	hp	125 / 130		220		220 / 220		220 / 220		237	
Rated Speed	rpm	2200		2000		2200		2200		2200	
Emission		Euro II									
TRANSMISSION											
Type		Powershift		Powershift		Powershift		ZF 4WG200 Electromagnetic with wrist control lever		ZF 4WG200 Electromagnetic with wrist control lever	
Gear		Forward	Reverse	Forward	Reverse	Forward	Reverse	Forward	Reverse	Forward	Reverse
1st	km/h	7.8	10.8	11.7	15.9	6.8	8.0	6.8	6.8	6.6	6.6
2nd	km/h	14.7	31.6	40.3	/	10.8	14.3	12.2	12.2	11.8	11.8
3rd	km/h	23.5	/	/	/	32	34.1	24.3	24.3	24.1	24.1
4th	km/h	41.2	/	/	/	/	/	35.0	/	38.6	/
STEERING SYSTEM											
Type		Articulated frame Load sensing fully hydraulic steering									
AXLES											
Gradeability	°	25		30		30		30		25	
Main Reducer Type		Bevel gear reduction									
CABIN											
Type		An ergonomically designed sound proof cabin, enabling wide operational view, comes standard with designer upholstery, adjustable POWERPLUS mechanical suspension driver's seat, streamline dashboard, aircon and radio/mp3 player for extensive operations with well deserved comfort.									
BRAKE SYSTEM											
Service Brake		Caliper disc brake									
Parking Brake		Flexible shaft control					Air brake control				
WORKING EQUIPMENT											
Maximum Breakout Force	kN	96		160		165		165		190	
HYDRAULIC											
Rated Pressure	MPa	16		18		18		18		20	
Lifting Time	sec	5.1		6.2		5.6		5.6		5.8	
Total Time	sec	9.2		11.8		11.0		11.0		10.5	
TIRES											
Size		17.5-25-12PR		23.5-25-16PR		23.5-25-16PR		23.5-25-16PR		26.5-25-20PR	

Availability of equipment may vary across different regions. Kindly consult your POWERPLUS territory sales personnel for details.



OPTIONAL

ENGINE

Anti-Freeze Coolant
Cold Boot
Enlarged Radiator
Pre-Heat Starter

CABIN

Canopy Type
Glass Protection
ROPS/FOPS

AXLES

Meritor Wet Brake Axles

TIRES


Radial Tires
Solid Tires

ACCESSORIES

Customized Buckets
Customized Front Arm
Load Limiter
Rear View Camera

ATTACHMENTS

HEAVY-DUTY ROCK BUCKET



SIDE DUMP BUCKET



LIGHT MATERIAL BUCKET



4 IN 1 BUCKET



LOG GRAPPLE



HAY GRAPPLE



PALLET FORK



QUICK COUPLER



SWEEPER



*Availability of equipment may vary across different regions. Kindly consult your POWERPLUS territory sales personnel for details.

GLOBAL NETWORK DISTRIBUTION

POWERPLUS is committed to creating long-term value for its customers, partners and stakeholders. Our Service Centers are strategically located in major construction, industrial and manufacturing hubs in key regions around the world.

Given our years of experience in the industry, it is no doubt that our customers can always rely on us for the expertise, services and solutions we provide. Most importantly, you will find our after-sales service a satisfying experience at all our Service Centers worldwide.



DURABILITY, RELIABILITY & AFFORDABILITY

POWERPLUS Parts and Service Centers provide a convenient channel for you to order the original spare parts through a network of highly certified OEM manufacturers and an effective distribution of spare parts through our global network of vendors.

From determining the correct part number to locating and ordering, we are committed to working round the clock for timely solutions and delivery to ensure we serve our customers promptly and efficiently.

Coupled with the affordable parts prices and high interchangeability across the POWERPLUS machinery range, we take pride in being able to offer value to our customers with cost-effective solutions. Most importantly, you are able to retain the machines with high residual value to enhance your returns on investment.



SERVICE

Delivering Unsurpassed Customer Service - Because You Matter.

Our dedicated team of customer service executives, skilled engineers and technicians are well-trained to ensure timely and propitious support throughout the customer life cycle. With a comprehensive dealer network coverage and service facilities support, POWERPLUS dedicated team of account managers and service teams from the Customer Service Charter are trained to respond to your queries and requests promptly and efficiently.

To deliver more, our service package includes educating our customers with training, maintenance and servicing to ensure customers are empowered to utilize the machines at its best; therefore optimizing the machine's performance and increasing uptime.

At POWERPLUS, we strive to build and maintain long-term relationships with each and every client based on trust, integrity and professionalism.

