

www.powerplus.us

 **POWERPLUS**
POWERPLUS GROUP INC., USA

OVER 
48
YEARS OF TRUST




International Division

POWERPLUS GROUP PTE. LTD.
Powerplus Building
39 Ubi Crescent, Singapore 408587
Tel: (65) 63399333
Fax: (65) 63399933
Email: enquiry@powerplus.us

Research & Development Facility


POWERPLUS GROUP INC., U.S.A.
2130 N. Arrowhead Avenue,
San Bernardino, CA 92405, USA
Tel: (1) 909 300 3333
Fax: (1) 909 323 3333
Email: hq@powerplus.us

Distributed By:



 POWERPLUS is the registered TM of  POWERPLUS GROUP INC., USA
in the United States of America & Worldwide

All rights of manufacturer and of this book reserved. Unauthorized duplication is a violation of application law.

Part of:  WORLDWIDE TECHNO-EQUIPMENT GROUP (1973) PTE. LTD.

BULLDOZER

D65EX-15 • D85EX-15 • D155B-II • D368B-II

CORPORATE OVERVIEW

POWERPLUS GROUP INC., USA, a leading global manufacturer of a comprehensive range of construction equipment, is part of Worldwide Techno-Equipment Group (1973) Pte Ltd. Established since 1973, POWERPLUS GROUP has evolved into a world-renowned organization that offers machinery unparalleled in price, quality and performance.

POWERPLUS machinery is manufactured with enhanced capacities to exceed even the most stringent international standards of quality and safety. With the aim of producing machinery that is able to withstand even the most extreme climatic conditions and rugged terrains, POWERPLUS Research & Development team which has its Headquarters in the United States, has been the backbone behind all its innovative engineering solutions.

Optimizing the best of technology from the United States, Europe and Japan, POWERPLUS machinery is configured to its ideal technical capabilities. A multinational team of engineers analyzes the data collected from our network of distributors worldwide and are on the constant lookout for ways to maximize the life-span of POWERPLUS machinery.

Today the Company's clientele spans over 100 countries across 6 continents.

At the forefront of setting quality standards, every POWERPLUS machine undergoes a technical review after 2 years and is tested rigorously before a new model is churned out of its production facility.

With an emphasis on delivering value and excellent after-sales service to our customers, the POWERPLUS experience outshines and outclasses its competitors in all aspects.



ENGINEERED FOR OPTIMAL DURABILITY

- POWERPLUS range of bulldozers are constructed with the finest craftsmanship to withstand the most extreme climatic conditions that Mother Nature has to offer. Through years of research and data analysis, POWERPLUS has perfected the finer details of its bulldozers by achieving excellent ground holding capability and superior mobility through rough terrains.
- Besides incorporating the best of components such as engines, transmissions, undercarriages and hydraulic parts available in today's marketplace, POWERPLUS also adopts a minimalistic approach during the design process of its bulldozers. By keeping its configuration simple, it has enabled users regardless of their skill levels to operate the bulldozer effectively.
- The best way to describe a POWERPLUS Bulldozer is that it simply pushes and pushes.

CONDUCTIVE WORKING ENVIRONMENT FOR OPERATOR'S COMFORT AND INCREASED PRODUCTIVITY

- Hexagonal glass cabin facilitates exceptional visibility to execute the most refined cuts.
- Ergonomically-positioned control levers with personalized amenities such as POWERPLUS adjustable suspension seat, MP3 player and air-conditioning.
- Excellent vibration and well-damped cabin provides an undisturbed working environment.
- Well-displayed instrument panel equipped for easy monitoring of all functions onboard a POWERPLUS Bulldozer.

PERKS FOR END-USERS

- Responsive CAT and Cummins engine produce outstanding power with superior fuel efficiency.
- Strengthened chassis frame and undercarriage built to seamlessly overcome the most rugged terrains and obstacles.
- POWERPLUS Bulldozers offer higher dozing capacities as compared to its competitors.
- Ground engaging tools and undercarriage parts are highly interchangeable.

MINIMIZED ENVIRONMENTAL IMPACT

- Bulldozers are manufactured according to international safety and environmental standards.
- Higher emission standards that reduces environmental pollution.
- Up to 90% of recyclable and bio-degradable parts.



Standard hexagonal air-conditioned ergonomic cabin that minimizes noise and vibrations

Conventional steering clutch system for precise steering and effortless travel

Right hand joystick lever controls all blade movements

CAT(L) (for D65EX-15) and CUMMINS (for D85EX-15 and D155B-II) generates phenomenal low-end torque for maximum productivity

Enlarged engine side doors for better access to the engine compartment

Mechanical powershift transmission offers 3 forward and 3 reverse gears


Bolt-on segmented sprocket teeth for easy replacement at job sites

Cutting edges enhanced with Italian heat treatment technology

POWERPLUS Bladetec[®] dozer blade system improves dozing capacities by 20%



*Illustration and statements made are based on standard operations which include optional specifications and attachments.



POWERPLUS ENGINE

POWERPLUS Bulldozers come equipped with a CAT3306B(L) or Cummins NT/NTA 855 series engine. These engines are purpose-built to produce high torque coupled with superior reliability, performance and more importantly, low fuel consumption.

For ease of maintenance, the POWERPLUS engineering team handpick engines that are covered under an international warranty package. This meticulous process enable users across the globe to conveniently tap on the OEM's service network.

TRANSMISSION

The key to a high-performance bulldozer is its ability to transmit power from the engine to its final drive efficiently.

The answer to this is the POWERPLUS Transtorque™ transmission system. Based on a revolutionary 3-element, 1-stage 1-phase design, POWERPLUS Transtorque™ effortlessly transmits power from the engine to its final drive through a high-efficiency torque converter that minimizes power loss.

The result of this patented powershift planetary gear system is an exceptionally responsive machine that is capable of annihilating any obstacle in its way.




EQUALIZER BEAM SUSPENSION

POWERPLUS Bulldozers adopt an equalizer beam suspension system that is reinforced for optimum strength and durability. This oscillating undercarriage facilitates the bulldozer to overcome the roughest of terrains resulting in outstanding traction and seamless blade control.


HEAVY DUTY STRUCTURE

What differentiates a great bulldozer from a regular one is its structural frame. POWERPLUS prides itself on using a highly reinforced hull frame that is welded together by robots as its core. The frame is then tested by a five-axis measuring device to ensure its quality and fit. This extensive process ensures that all other components fits onto the frame perfectly resulting in a flawless machine.



UNDERCARRIAGE

The undercarriage is the most frequently worn out component on any bulldozer. Therefore, a more durable undercarriage translates to lower running costs. Not only does POWERPLUS adopt Italian heat treatment technology on its undercarriage parts, it also incorporates imported Japanese oil seals and larger bushings to increase the life span on this major wear and tear components.




OPERATOR'S COMFORT

At POWERPLUS, we make it our responsibility to help our clients capitalize their investment. Our engineers at POWERPLUS recognize that operators spend most of their time working in the machine. Considerable emphasis has been placed to ensure that operators are comfortable and able to work optimally, as it directly equates to higher productivity.

POWERPLUS Bulldozers are completed with a clear, well-displayed instrumental panel, ergonomically-positioned controls and a well-damped cabin tailored to reduce external noise and vibrations. Our engineers have also gone the extra mile to study the built of operators from different regions worldwide before deciding on the optimal placement of the seat.

To top it off, POWERPLUS hexagonal glass cabin comes equipped with wipers on both doors. This permits close-to-perfect visibility for operators in wet weather conditions, allowing operators to make the perfect cut throughout the year regardless of weather conditions.



FINAL DRIVE

As the last part of the transmission system, POWERPLUS recognizes that the final drive is one of the most critical components of the bulldozer. For this reason, we have opted for a two-stage spur gear heat treated with Italian technology to withstand relentless wear and tear, and a fully-lubricated final drive system for improved life in abrasive conditions.

COOLING SYSTEM

As POWERPLUS Bulldozers cater to the global market, an effective cooling system is required to suit different climates. An all-new enlarged radiator is designed for superior heat-dissipation, ensuring that the engine works at an ideal temperature. Unobstructed access to the radiator makes cleaning and servicing hassle-free.

MAINTENANCE

Our engineers have gone back to the drawing board with the aim to design a machine that focuses on ease of maintenance. Daily checks can be performed at ground level and the various aspects of the machine's condition can be monitored through the well-displayed instrument panel.

Large swing-out doors on the front and both sides of the front frame provide easy access to the engine compartment for scheduled preventive maintenance and heavy repairs. POWERPLUS Bulldozers also come with a centralized pressure testing port that enables users to execute troubleshooting procedures effortlessly.



D65EX-15

ENGINE	
Model	SC11CB184 (CAT 3306B TECH)
Type	4-stroke cycle, turbocharged, intercooled, in-line
No. Of Cylinders	6
Bore x Stroke	Ø126 mm x 130 mm
Piston Displacement	9.73 L
Flywheel Horsepower	132 kW (178 hp) @ 1850 rpm
Max Torque	830 N.m @ 1150 rpm
Emission Rating	Euro II
Fuel Consumption	214g / kW.h (160g / HP.h)
Start Motor	24 V, 5.5 kW
Alternator	28 V, 55 A
Battery	24 V (12 V x 2) - 120 AH
Fuel System	Direct injection
Governor	Centrifugal, all-speed governor
Cooling System	Forced circulation driven by centrifugal pump, exhaust fan
Air Cleaner	Dry type, horizontal-type with air dust collector

TRANSMISSION	
Torque Converter	3-element, 1-stage, 1-phase
Cooling System	Water-cooled
Transmission	Powershift, planetary gear, multiple-disc clutch, hydraulically forced lubrication driven by gear pump
Central Drive Shaft	Spiral bevel gear, single-stage speed reduction splash lubrication

FINAL DRIVE	
Final Drive	2-stage spur gear, speed reduction, splash lubrication

TRAVEL SPEED		
Gear	Forward	Reverse
1st	3.3 km/h	4.3 km/h
2nd	5.8 km/h	7.6 km/h
3rd	9.6 km/h	12.3 km/h

UNDERCARRIAGE SYSTEM	
Suspension	Oscillation-type with equalizer bar and forward mounted pivot shafts
No. Of Carrier Rollers	2 (each side)
No. Of Track Rollers	6 (each side)
No. Of Idler	1 (each side)
No. Of Track Shoes	37 (each side)
Track Shoe Type	Single grouser
Pitch	203.2 mm
Width	510 mm
Grouser Height	65 mm
Track Gauge	1880 mm
Ground Clearance	400 mm
Ground Pressure	0.067 MPa
Gradeability	30°
Minimum Turning Radius	3.1 m

WEIGHT	
Operating Weight	17500 kg
With Ripper Attachment	19300 kg

HYDRAULIC COOLING SYSTEM	
Maximum Pressure	14 MPa (140kg f/cm ²)
Type	Gear pump
Displacement	243 L/min
Control Valve Type	Spool valve (raise, hold, lower, float)
Hydraulic Tank	Fully enclosed control valve and oil filter
Hydraulic Hoses	Continental
Working Cylinder Inner Diameter	110 mm x 2

STEERING SYSTEM	
Steering Clutch	Wet type, multiple-disc, spring loaded, hydraulically separated, hand-operated hydraulic controls
Steering Brake	Wet type, band brake, foot pedal-operated (with hydraulic booster and clutch linkage)

COOLANT AND LUBRICANT CAPACITY	
Coolant	68 L
Fuel Tank	300 L
Engine Oil	24 L
Hydraulic Oil Tank	108 L
Bevel Gear Case	52 L
Final Drive Case	34 L (each side)

WORKING EQUIPMENT AND ATTACHMENT	
Blade Type	Straight-tilt, hydraulically-actuated with servo valve
Blade Support	Brace type with tilt cylinder on the right side
Width	3388 mm
Height	1150 mm
Blade Capacity	5.0 m ³
Maximum Lift Above Ground	1110 mm
Maximum Drop Below Ground	540 mm
Maximum Tilt Adjustment	860 mm
Blade Weight	1550 kg
Maximum Pulling Force	144 kN

RIPPER	
For Multi-Shank Ripper	
Maximum Digging Depth	572 mm
Maximum Lift Above Ground	592 mm
No. Of Shanks	3
For Single-Shank Ripper	
Maximum Digging Depth	N.A
Maximum Lift Above Ground	N.A
No. Of Shanks	N.A

D85EX-15

ENGINE	
Model	CUMMINS NT855-C280
Type	4-stroke cycle, turbocharged, intercooled, in-line
No. Of Cylinders	6
Bore x Stroke	Ø139.7 mm x 152.4 mm
Piston Displacement	14.01 L
Flywheel Horsepower	175 kW (238 hp) @ 1800 rpm
Max Torque	1030 N.m @ 1250 rpm
Emission Rating	Euro II
Fuel Consumption	205g / kW.h (153g / hp.h)
Start Motor	24 V, 11 kW
Alternator	24 V, 60 A
Battery	24 V (12 V x 2) - 120AH
Fuel System	PT pump, head valve direct injection
Governor	Centrifugal, all-speed governor
Cooling System	Forced circulation driven by centrifugal pump, exhaust fan
Air Cleaner	Dry type, horizontal-type with air dust collector

TRANSMISSION	
Torque Converter	3-element, 1-stage, 1-phase
Cooling System	Water-cooled
Transmission	Powershift, planetary gear, multiple-disc clutch, hydraulically forced lubrication driven by gear pump
Central Drive Shaft	Spiral bevel gear, single-stage speed reduction splash lubrication

FINAL DRIVE	
Final Drive	2-stage spur gear, speed reduction, splash lubrication

TRAVEL SPEED		
Gear	Forward	Reverse
1st	3.6 km/h	4.3 km/h
2nd	6.5 km/h	7.7 km/h
3rd	11.2 km/h	13.2 km/h

UNDERCARRIAGE SYSTEM	
Suspension	Oscillation-type with equalizer bar and forward mounted pivot shafts
No. of Carrier Rollers	2 (each side)
No. of Track Rollers	6 (each side)
No. of Idler	1 (each side)
No. of Track Shoes	38 (each side)
Track Shoe Type	Single grouser
Pitch	216 mm
Width	560 mm
Grouser Height	72 mm
Track Gauge	2000 mm
Ground Clearance	405 mm
Ground Pressure	0.077 MPa
Gradeability	30°
Minimum Turning Radius	3.3 m

WEIGHT	
Operating Weight	24500 kg
With Ripper Attachment	26800 kg

HYDRAULIC COOLING SYSTEM	
Maximum Pressure	14 MPa (140kg f/cm ²)
Type	Gear pump
Displacement	262 L/min
Control Valve Type	Spool valve (raise, hold, lower, float)
Hydraulic Tank	Fully enclosed control valve and oil filter
Hydraulic Hoses	Continental
Working Cylinder Inner Diameter	120 mm x 2

STEERING SYSTEM	
Steering clutch	Wet type, multiple-disc, spring loaded, hydraulically separated, hand-operated hydraulic controls
Steering brake	Wet type, band brake, foot pedal-operated (with hydraulic booster and clutch linkage)

COOLANT AND LUBRICANT CAPACITY	
Coolant	79 L
Fuel tank	450 L
Engine oil	45 L
Hydraulic oil tank	110 L
Bevel gear case	122 L
Final drive case	41 L (each side)

WORKING EQUIPMENT AND ATTACHMENT	
Blade Type	Straight-tilt, hydraulically-actuated with servo valve
Blade Support	Brace type with tilt cylinder on the right side
Width	3725 mm
Height	1315 mm
Blade Capacity	7.0 m ³
Maximum Lift Above Ground	1210 mm
Maximum Drop Below Ground	540 mm
Maximum Tilt Adjustment	735 mm
Blade Weight	1650 kg
Maximum Pulling Force	203 kN

RIPPER	
For Multi-Shank Ripper	
Maximum Digging Depth	665 mm
Maximum Lift Above Ground	555 mm
No. Of Shanks	3
For Single-Shank Ripper	
Maximum Digging Depth	695 mm
Maximum Lift Above Ground	515 mm
No. Of Shanks	1

D155B-II

ENGINE	
Model	CUMMINS NTA855-C360
Type	4-stroke cycle, turbocharged, intercooled, in-line
No. Of Cylinders	6
Bore x Stroke	Ø139.7 mm x 152.4 mm
Piston Displacement	14.01 L
Flywheel Horsepower	257 kW (345 HP) @ 2000 rpm
Max Torque	1440 N.m @ 1400 rpm
Emission Rating	Euro II
Fuel Consumption	217g / kW.h (180g / hp.h)
Start Motor	24 V, 11 kW
Alternator	24 V, 60 A
Battery	24 V (12 V x 2) - 120 AH
Fuel System	PT pump, head valve direct injection
Governor	Centrifugal, all-speed governor
Cooling System	Forced circulation driven by centrifugal pump, exhaust fan
Air Cleaner	Dry type, horizontal-type with air dust collector

TRANSMISSION	
Torque Converter	3-element, 1-stage, 1-phase
Cooling System	Water-cooled
Transmission	Powershift, planetary gear, multiple-disc clutch, hydraulically forced lubrication driven by gear pump
Central Drive Shaft	Spiral bevel gear, single-stage speed reduction splash lubrication

FINAL DRIVE	
Final Drive	2-stage spur gear, speed reduction, splash lubrication

TRAVEL SPEED		
Gear	Forward	Reverse
1st	3.6 km/h	4.4 km/h
2nd	6.6 km/h	7.8 km/h
3rd	11.5 km/h	13.5 km/h

UNDERCARRIAGE SYSTEM	
Suspension	Oscillation-type with equalizer bar and forward mounted pivot shafts
No. of Carrier Rollers	2 (each side)
No. of Track Rollers	7 (each side)
No. of Idler	1 (each side)
No. of Track Shoes	41 (each side)
Track Shoe Type	Single grouser
Pitch	228.6 mm
Width	560 mm
Grouser Height	80 mm
Track Gauge	2140 mm
Ground Clearance	500 mm
Ground Pressure	0.105 MPa
Gradeability	30°
Minimum Turning Radius	3.9 m

WEIGHT	
Operating Weight	39000 kg
With Ripper Attachment	41800 kg

HYDRAULIC COOLING SYSTEM	
Maximum Pressure	14 MPa (200kg f/cm ²)
Type	Gear pump
Displacement	335.5 L/min
Control Valve Type	Spool valve (raise, hold, lower, float)
Hydraulic Tank	Fully enclosed control valve and oil filter
Hydraulic Hoses	Continental
Working Cylinder Inner Diameter	140 mm x 2

STEERING SYSTEM	
Steering Clutch	Wet type, multiple-disc, spring loaded, hydraulically separated, hand-operated hydraulic controls
Steering Brake	Wet type, band brake, foot pedal-operated (with hydraulic booster and clutch linkage)

COOLANT AND LUBRICANT CAPACITY	
Coolant	121 L
Fuel Tank	600 L
Engine Oil	47 L
Hydraulic Oil Tank	164 L
Bevel Gear Case	185 L
Final Drive Case	90 L (each side)

WORKING EQUIPMENT AND ATTACHMENT	
Blade Type	Straight-tilt, hydraulically-actuated with servo valve
Blade Support	Brace type with tilt cylinder on the right side
Width	4130 mm
Height	1590 mm
Blade Capacity	10.8 m ³
Maximum Lift Above Ground	1560 mm
Maximum Drop Below Ground	560 mm
Maximum Tilt Adjustment	1000 mm
Blade Weight	3050 kg
Maximum Pulling Force	281 kN

RIPPER	
For Multi-Shank Ripper	
Maximum Digging Depth	842 mm
Maximum Lift Above Ground	883 mm
No. Of Shanks	3
For Single-Shank Ripper	
Maximum Digging Depth	1250 mm
Maximum Lift Above Ground	965 mm
No. Of Shanks	1

D368B-II

ENGINE	
Model	CUMMINS KTA19-C525
Type	4-stroke cycle, turbocharged, Intercooled, in-line
No. Of Cylinders	6
Bore x Stroke	Ø159 mm x 159 mm
Piston Displacement	15.9 L
Flywheel Horsepower	366 kW (457 hp) @ 2000 rpm
Max Torque	1920 N.m @ 1400 rpm
Emission Rating	Euro I
Fuel Consumption	221g / kW.h (165g / hp.h)
Start Motor	24 V, 8.25 kW
Alternator	28 V, 75 A
Battery	24 V (12 V x 2) - 120 AH
Fuel System	PT pump, head valve direct injection
Governor	Centrifugal, all-speed governor
Cooling System	Forced circulation driven by centrifugal pump, exhaust fan
Air Cleaner	Dry type, horizontal-type with air dust collector

TRANSMISSION	
Torque Converter	3-element, 1-stage, 1-phase
Cooling System	Water-cooled
Transmission	Powershift, planetary gear, multiple-disc clutch, hydraulically forced lubrication driven by gear pump
Central Drive Shaft	Spiral bevel gear, single-stage speed reduction splash lubrication

FINAL DRIVE	
Final Drive	2-stage spur gear, speed reduction, splash lubrication

TRAVEL SPEED		
Gear	Forward	Reverse
1st	3.7 km/h	4.4 km/h
2nd	6.8 km/h	8.2 km/h
3rd	12.2 km/h	14.8 km/h

UNDERCARRIAGE SYSTEM	
Suspension	Oscillation-type with equalizer bar and forward mounted pivot shafts
No. Of Carrier Rollers	2 (each side)
No. Of Track Rollers	7 (each side)
No. Of Idler	1 (each side)
No. Of Track Shoes	40 (each side)
Track Shoe Type	Single grouser
Pitch	260.35 mm
Width	610 mm
Grouser Height	87.5 mm
Track Gauge	2260 mm
Ground Clearance	600 mm
Ground Pressure	0.101 MPa
Gradeability	30°
Minimum Turning Radius	4.2 m

WEIGHT	
Operating Weight	49500 kg
With Ripper Attachment	50800 kg

HYDRAULIC COOLING SYSTEM	
Maximum Pressure	21 MPa (200kg f/cm ²)
Type	Gear pump
Displacement	264 L/min
Control Valve Type	Spool valve (raise, hold, lower, float)
Hydraulic Tank	Fully enclosed control valve and oil filter
Hydraulic Hoses	Continental
Working Cylinder Inner Diameter	140 mm x 2

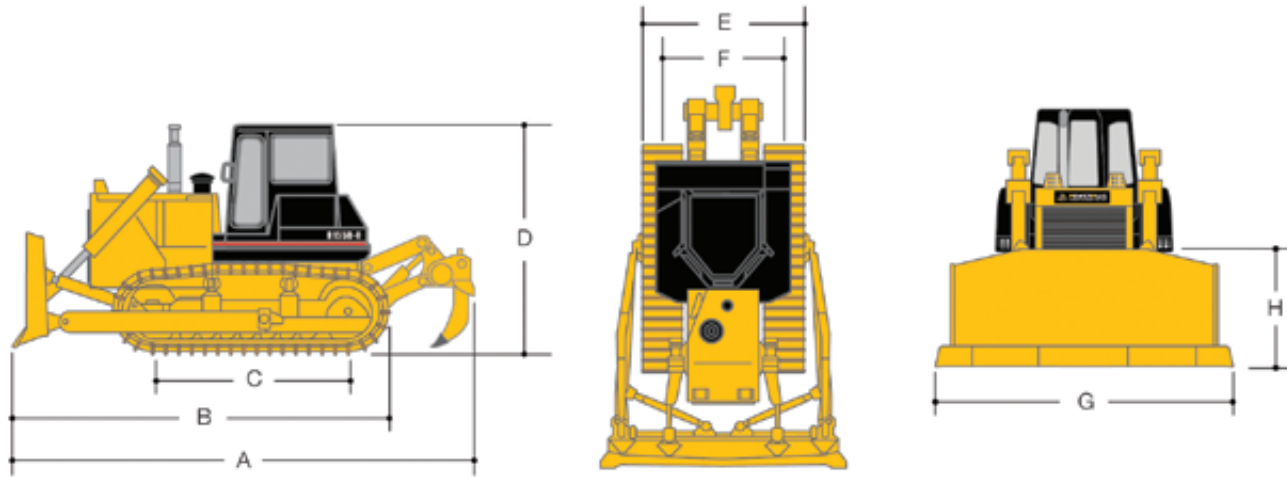
STEERING SYSTEM	
Steering Clutch	Wet type, multiple-disc, spring loaded, hydraulically separated, hand-operated hydraulic controls
Steering Brake	Wet type, band brake, foot pedal-operated (with hydraulic booster and clutch linkage)

COOLANT AND LUBRICANT CAPACITY	
Coolant	180 L
Fuel Tank	750 L
Engine Oil	60 L
Hydraulic Oil Tank	250 L
Bevel Gear Case	230 L
Final Drive Case	68 L (each side)

WORKING EQUIPMENT AND ATTACHMENT	
Blade Type	Semi-U, hydraulically-actuated with servo valve
Blade Support	Brace type with tilt cylinder on the right side
Width	4314 mm
Height	1841 mm
Blade Capacity	14.6 m ³
Maximum Lift Above Ground	1545 mm
Maximum Drop Below Ground	749 mm
Maximum Tilt Adjustment	1000 mm
Blade Weight	3118 kg
Maximum Pulling Force	372 kN

RIPPER	
For Multi-Shank Ripper	
Maximum Digging Depth	N.A
Maximum Lift Above Ground	N.A
No. Of Shanks	N.A
For Single-Shank Ripper	
Maximum Digging Depth	1350 mm
Maximum Lift Above Ground	1180 mm
No. Of Shanks	1

DIMENSIONS		D65EX-15	D85EX-15	D155B-II	D368B-II
A	Overall Length (With Ripper)	mm 6464	7095	8650	9716
B	Overall Length (With Blade)	mm 5085	5477	6880	7092
C	Length Of Track On Ground	mm 2430	2730	3150	3425
D	Overall Height	mm 3103	3406	3725	3928
E	Overall Width (Without Trunnions)	mm 2390	2560	2780	2928
F	Track Gauge	mm 1880	2000	2140	2260
G	Blade Width	mm 3388	3725	4130	4314
H	Blade Height	mm 1150	1315	1590	1841



OPTIONAL

ENGINE

- Cold Weather Kit
- Desert Filter
- Enlarged Radiator
- Euro III Engine

CABIN

- Glass Protection
- Heater
- Rear-View Camera
- ROPS/FOPS Cabin

UNDERCARRIAGE

- Anti-Windup Bar
- Low Ground Pressure Tracks (LGP)
- Sprocket Guards
- Track Roller Guards
- Widened Track Shoes (610mm / 660mm / 710mm / 760mm)

BLADE

- Angle Blade
- Environmental Blade
- Semi-U Blade
- U Blade

ACCESSORIES

- LED Lights
- Solar Film

ATTACHMENTS




LGP TRACK



STRAIGHT TILT BLADE



ANGLE BLADE



ENVIRONMENTAL BLADE



U BLADE



ROPS/FOBS CABIN



WINCH



SINGLE-SHANK RIPPER



MULTI-SHANK RIPPER

GLOBAL NETWORK DISTRIBUTION

POWERPLUS is committed to creating long-term value for its customers, partners and stakeholders. Our Service Centers are strategically located in major construction, industrial and manufacturing hubs in key regions around the world.

Given our years of experience in the industry, it is no doubt that our customers can always rely on us for the expertise, services and solutions we provide. Most importantly, you will find our after-sales service a satisfying experience at all our Service Centers worldwide.

DURABILITY, RELIABILITY & AFFORDABILITY

POWERPLUS Parts and Service Centers provides a convenient channel for you to order the original spare parts through a network of highly certified OEM manufacturers and an effective distribution of spare parts through our global network of vendors.

From determining the correct part number to locating and ordering, we are committed to working round-the-clock for timely solutions and delivery to ensure we serve our customers promptly and efficiently.

Coupled with affordable parts prices and high interchangeability across the POWERPLUS machinery range, we take pride in being able to offer value to our customers with cost-effective solutions. Most importantly, you are able to retain the machines with high residual value to enhance your return on investment.



SERVICE

Delivering Unsurpassed Customer Service - Because You Matter.

Our dedicated team of customer service executives, skilled engineers and technicians are well-trained to ensure timely and propitious support throughout the customer life cycle. With a comprehensive dealer network coverage and service facilities support, POWERPLUS dedicated team of account managers and service teams from the Customer Service Charter are trained to respond to your queries and requests promptly and efficiently.

To deliver more, our service package includes educating our customers with training, maintenance and servicing to ensure customers are empowered to utilize the machines at its best; therefore optimizing the machine's performance and increasing uptime.

At POWERPLUS, we strive to build and maintain long-term relationships with each and every client based on trust, integrity and professionalism.



*Availability of equipment may vary across different regions. Kindly consult your POWERPLUS territory sales personnel for details.